




RUPU
COLLECTION

PIECE



EVERY!




Remember putting your bare hand into the iconic metal tins to grab those tasty Styrofoam-like, light-as-air, zero nutrition crackers (read: kerupuk putih)?



Nostalgic feelings aside, your meal is never complete without those white crackers on the side, so turn on the light and get ready for the falling messy crumbs.

MAIN

CONCEPT



EVERY

Shaped like the endearing, colourful tin cans that house cloud-like crackers we've come to know and love, Rupu swivels these rusty tins into contemporary lamps.

PIECE



EVERY

PIECE

ALL COLLECTION



RUPU LAMP

SMALL

Rupu took inspiration and stylization from the traditional can of crackers that are commonly found in Indonesian food stalls. The shape was transformed to be slimmer and longer mimicking the living space of urban communities which are getting smaller over time.



RUPU LAMP

MEDIUM

The light inside gently makes its way to you through ribbed glass. Assembled by hand, the lamp is enveloped in sustainable wood and lined with brass to add a glowing sliver on the edges of its abode.



RUPU LAMP

LARGE

Deliberately designed with nostalgic feelings in mind, Rupu was created with the aim to produce the product that is in accordance with comfort decorating technique- not only aesthetically pleasing, but also has deep meaning for its users.



EVERY



PIECE




EVERY

PIECE



RUPU SMALL LAMP



Dimensions & Weight

Small Lamp

Height: 445 (mm)
Width: 300 (mm)
Depth: 190 (mm)
Weight: 4.5 kg

Small Base

Height: 310 (mm)
Width: 335 (mm)
Depth: 160 (mm)
Weight: 1 kg


TECHNICAL SPECIFICATION

Category Seating


Environment Indoor

Material Base is crafted in veneered plywood. Translucent shade is made with 10mm ribbed glass. The detachable legs of these lamps are constructed in 20mm metal rods with a brass finish.


Variations




Metal & Rattan **Antique Brass**
Body **Light Ash**




Metal & Rattan **Antique Brass**
Body **Walnut**




Metal & Rattan **Antique Brass**
Body **Ebony Dark**



Metal & Rattan **Pewter**
Body **Light Ash**

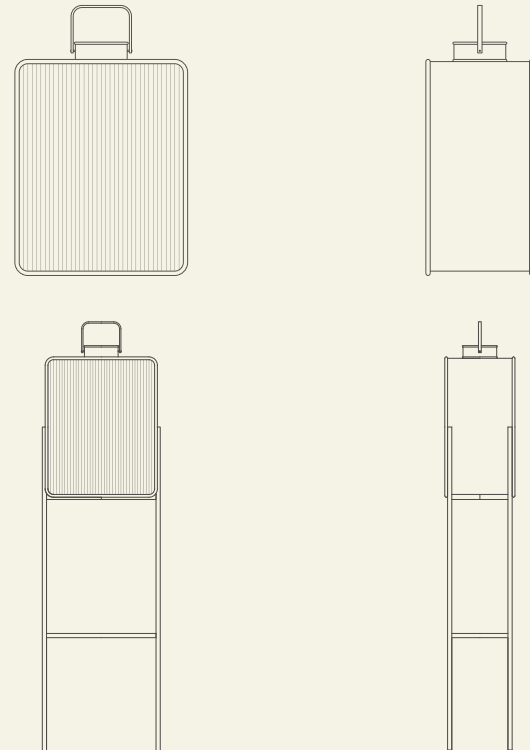


Metal & Rattan **Pewter**
Body **Walnut**



Metal & Rattan **Pewter**
Body **Ebony Dark**

RUPU MEDIUM LAMP



Dimensions & Weight

Medium Lamp

Height: 575 (mm)
Width: 400 (mm)
Depth: 260 (mm)
Weight: 7.5 kg

Medium Base

Height: 1160 (mm)
Width: 440 (mm)
Depth: 230 (mm)
Weight: 3 kg


TECHNICAL SPECIFICATION

Category Seating


Environment Indoor

Material Base is crafted in veneered plywood. Translucent shade is made with 10mm ribbed glass. The detachable legs of these lamps are constructed in 20mm metal rods with a brass finish.


Variations



Metal & Rattan **Antique Brass**
Body **Light Ash**




Metal & Rattan **Antique Brass**
Body **Walnut**




Metal & Rattan **Antique Brass**
Body **Ebony Dark**



Metal & Rattan **Pewter**
Body **Light Ash**




Metal & Rattan **Pewter**
Body **Walnut**



Metal & Rattan **Pewter**
Body **Ebony Dark**

RUPU LARGE LAMP



Dimensions & Weight

Large Lamp

Height: 795 (mm)
 Width: 300 (mm)
 Depth: 255 (mm)
 Weight: 8 kg

Large Base

Height: 1155 (mm)
 Width: 340 (mm)
 Depth: 230 (mm)
 Weight: 3 kg

TECHNICAL SPECIFICATION

Category Seating


Environment Indoor

Material Base is crafted in veneered plywood. Translucent shade is made with 10mm ribbed glass. The detachable legs of these lamps are constructed in 20mm metal rods with a brass finish.


Variations




Metal & Rattan **Antique Brass**
 Body **Light Ash**




Metal & Rattan **Antique Brass**
 Body **Walnut**




Metal & Rattan **Antique Brass**
 Body **Ebony Dark**



Metal & Rattan **Pewter**
 Body **Light Ash**



Metal & Rattan **Pewter**
 Body **Walnut**



Metal & Rattan **Pewter**
 Body **Ebony Dark**

EVERY



Designed By

EUGENIO HENDRO

OF EUGENIO HENDRO DESIGN STUDIO



EVERY

(+62) 878 8180 0733 / (021) 75 915 211
enquire@everycollections.com
www.everycollections.com
@every.collections

EVERY SHOWROOM
Gedung Rovega Furniture
Jl. RS Fatmawati No. 28C
Jakarta Selatan, 12410, Indonesia